



# HORTICULTURE LED SYSTEM

**MSRP**  
**\$699**

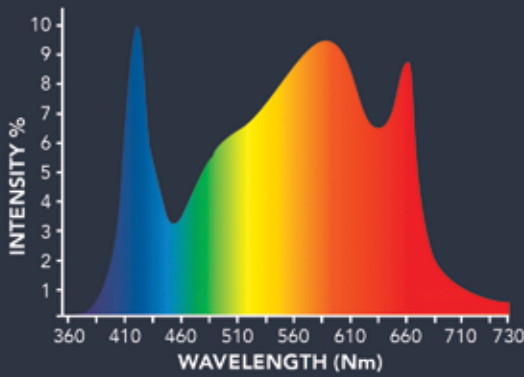
**NEW**

## ROI-E420

Introducing, the ROI-E420 full spectrum, compact horticulture LED fixture. Utilizing Grower's Choice proven 3K full PAR spectrum, this LED is perfect for professional cultivators and grow enthusiasts alike, who require a powerful LED fixture with a lower profile frame. This new sleek LED is also perfect for the hobby grower or entry level professional cultivator who want to maximize their yields while working with limited space. This fixture performs best using a 4ft x 4ft veg and 3.5 x 3.5 flowering footprint, perfect for compact gardens and cultivation tents.

[www.tslhortitech.com](http://www.tslhortitech.com) | [www.growersc.com](http://www.growersc.com)

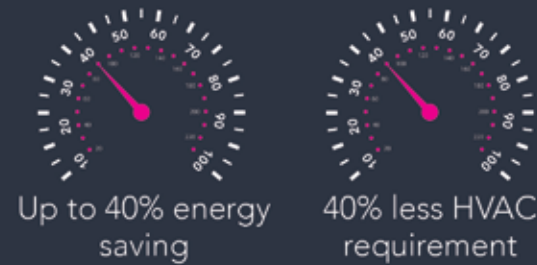




## High Performance:



## Energy Saving and Easy HVAC :



## Total Control:

The ROI-E420 is controllable with Grower's Choice Master Controllers and is compatible with all quality master controllers. Cultivators can set the fixture to turn off and on at desired times, program sunrise/sunset settings, program dimming options and set protective fail safes to dim or turn off fixtures in the event of excessive room temperatures, such as in the event of HVAC failure, potential saving gardens from heat damage.



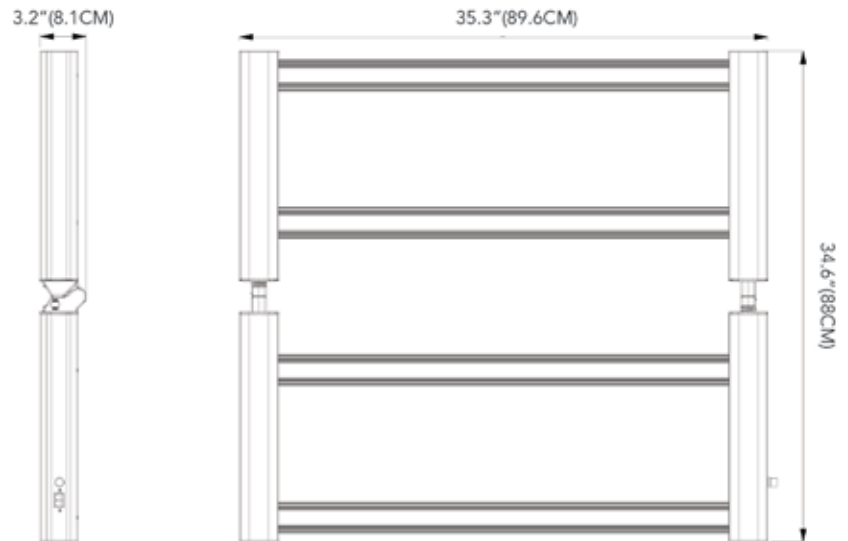
Compatible with  
Grower's Choice Master Controller



SPECIFICATIONS	
Light Source	LED
Spectrum	GC-3K Full Phase
PPF	1090 PPF
Input Power	420W
Efficacy	2.6 μmol/s
Fixture Dimension / Weight	35.3"L x 34.6"W x 3.2" H / 19.4lbs 89.6cm L x 88cm W x 8.1cm H / 8.8kg
Mounting Height	6"-24" depending on application
Thermal Management	Passive
Dimming	0-10V
Light Distribution	120°
Lifetime	L90: >54,000 hrs
Power Factor	>90%
Certifications	IP65, CE, UL 8800, UL1598, DLC
Warranty	3 Years Standard Warranty

### MAX AMPERAGE BY VOLTAGE SERVICE

VOLTAGE	120V	208V	240V	277V
AMPERAGE	4.0A	2.5A	2.0A	1.8A



\* PPF calculations completed using our in-house integrating sphere measurements and typical spectroradiometric data for each LED to determine the fixture performance. Actual photometric results may vary within the LED's manufacturer's bin tolerance.

\* Wattage values are typical expected values. TSL Horti Tech maintains a tolerance of +/- 10% range on flux and power consumption. Target light level can vary from projected levels depending on ambient temperature, room reflections values, and other conditions.